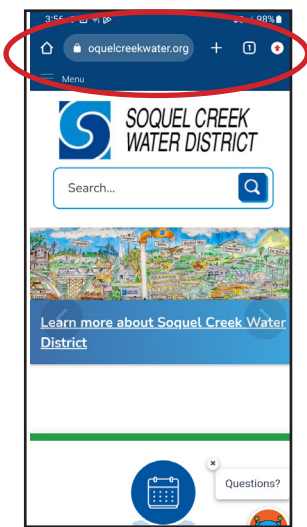
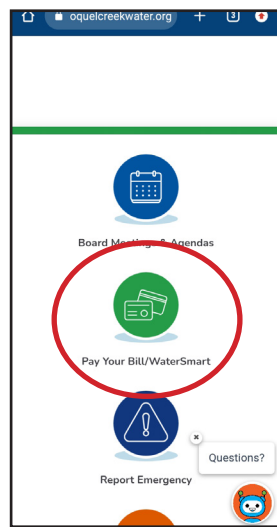


8 EASY STEPS

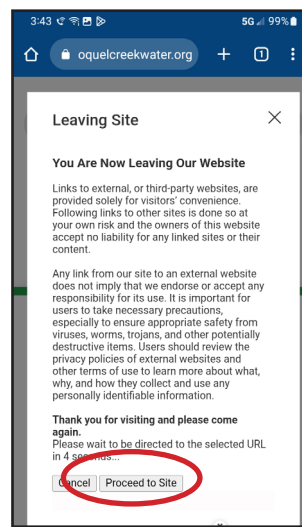
TO CREATE A WATERSMART SHORTCUT "APP" ON YOUR ANDROID PHONE



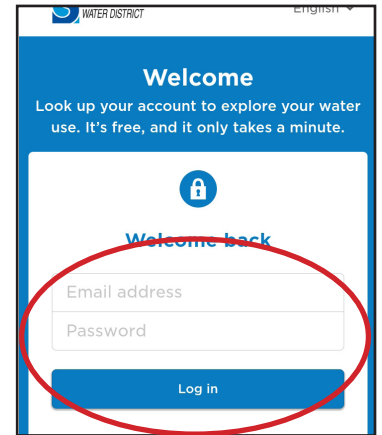
Step 1: Type in www.soquelcreekwater.org in your chrome internet browser



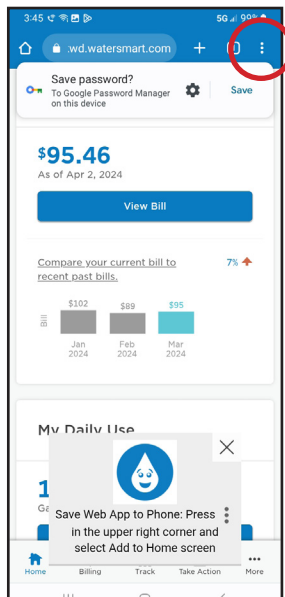
Step 2: From the Soquel Creek Water District's homepage select the "Pay your Bill/WaterSmart"



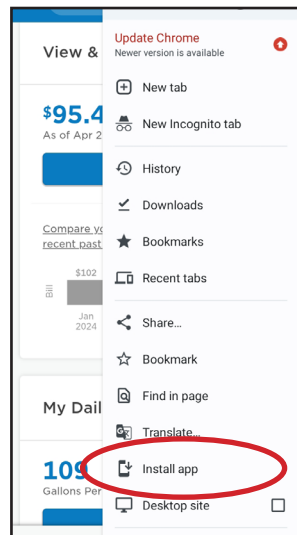
Step 3: Click "Proceed to Site" button to access the WaterSmart Portal Log in webpage



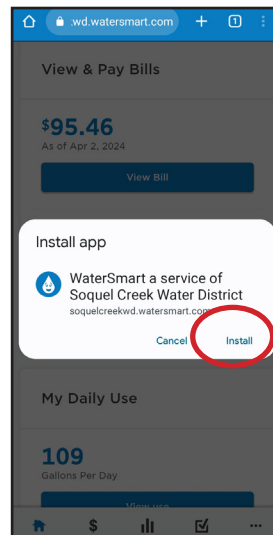
Step 4: Log into the WaterSmart Portal with your username and password Or skip steps 1-3 and directly access WaterSmart Portal by going to: <https://soquelcreekwd.watersmart.com/index.php/welcome>



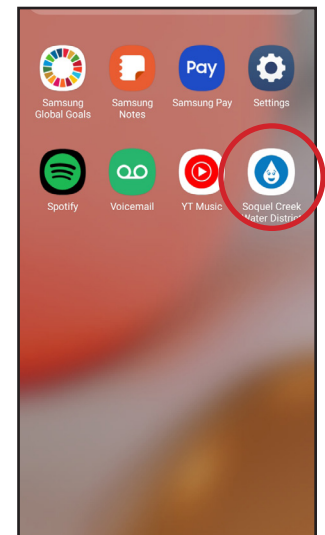
Step 5: Once you've accessed your WaterSmart Account, tap on the 3 dots in the top right hand corner



Step 6: Select "Install App"



Step 7: Tap "Install"



Step 8: The WaterSmart shortcut will look like an App icon on your Android!