



Mail: P.O. Box 1550 • Capitola, CA 95010 • Office: 5180 Soquel Drive, Soquel, CA 95073

Tel.831.475.8500 • Fax.831.475.4291 • www.soquelcreekwater.org

Board of Directors

Rachél Lather, President
Dr. Thomas R. LaHue, Vice-President
Carla Christensen
Dr. Bruce Daniels
Dr. Bruce Jaffe

Ron Duncan, *General Manager*

Agenda

Documents:

[04-26-21 FINANCE AND ADMINISTRATIVE SERVICES COMMITTEE MEETING AGENDA.PDF](#)

Meeting Materials

Documents:

[04-26-21 FINANCE AND ADMINISTRATIVE SERVICES COMMITTEE MEETING PRESENTATION.PDF](#)

**FINANCE AND ADMINISTRATIVE SERVICES COMMITTEE MEETING
MONDAY, APRIL 26, 2021
4:00 – 5:00 pm**

COMMITTEE MEMBERS

Carla Christensen, Chair
Dr. Bruce Daniels, Vice-Chair
Rachél Lather, Alternate
Gary Ness, Public Member
District Staff

ZOOM WEBINAR

In response to COVID-19 (coronavirus), Soquel Creek Water District's April 26, 2021 Finance and Administrative Services Committee Meeting will be held remotely via Zoom. Members of the public are encouraged to join the meeting remotely through the meeting link or phone number:

- **Meeting Link:** <https://us02web.zoom.us/j/86597415181>
- **Phone Number:** +1 669 900 6833 / Webinar ID: 865 9741 5181

If you are participating via meeting link (i.e. web platform), and experience technological difficulties, then please re-join the meeting via phone number.

Public Comment – Standing Committee Meetings

Oral Communications (Item 2.0) provides the opportunity for public members to speak on any item of interest (for both agendized and non-agendized items), within the jurisdiction of the District. Public members may provide comment for up to three (3) minutes, or the length of time established by the Committee. Individuals may speak only once during Oral Communications.

Request to Speak Form for Remotely Conducted Standing Committee Meetings

To facilitate effective and efficient remote standing committee meetings, people wishing to address the Committee, (Oral Communications – Item 2.0) will need to submit a [Request to Speak Form](#) to the Board Clerk via email (emmao@soquelcreekwater.org). Request to Speak forms must be submitted by 3 pm on the Monday of the week of the standing committee meeting.

AGENDA

1. **ROLL CALL**
2. **ORAL COMMUNICATIONS** (*for both agendized and non-agendized items*)
3. **BUSINESS**
 - 3.1 District Update (Ron ~ 10 minutes)
 - 3.2 2021/22 Budget Preparations (Leslie ~ 30 minutes)
 - 3.3 Report or Information from Committee Members and Requests for Future Items to Discuss (Various members ~ 5 minutes)
4. **ADJOURNMENT**

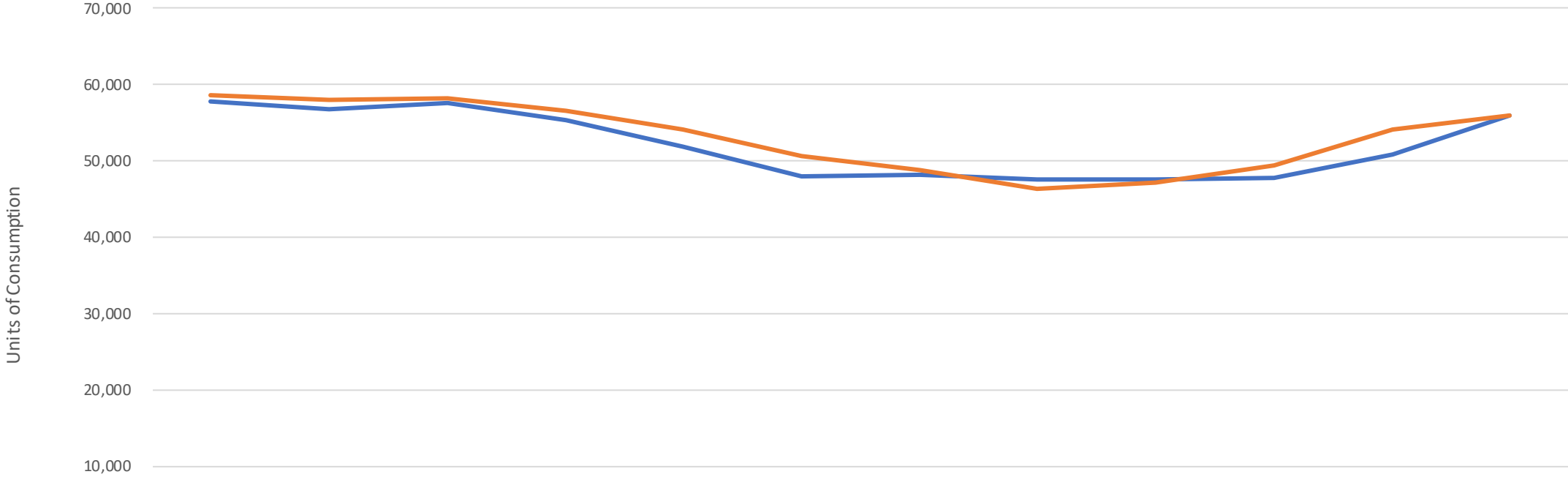
2021/22 Budget

Finance and Administrative Services Committee

April 26, 2021

Volumetric Single Family Adjustments

Single Family Residential Tier 1

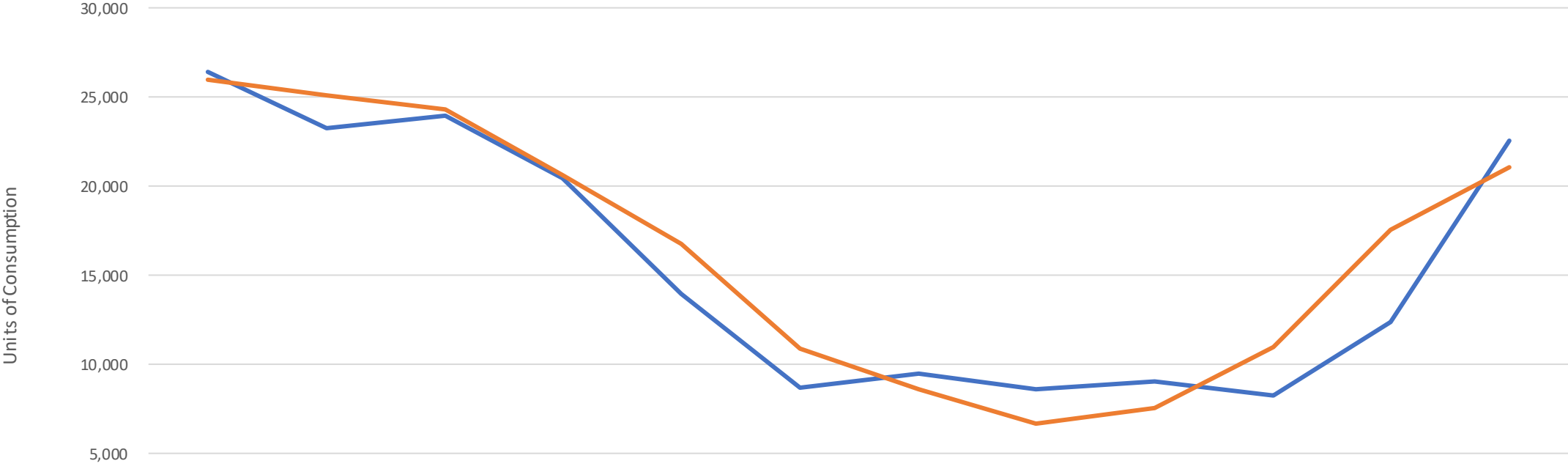


	JULY	AUG	SEP	OCT	NOV	DEC	JAN	FEB	MAR	APR	MAY	JUNE
Finance Plan	57,744	56,747	57,550	55,378	51,733	47,951	48,166	47,482	47,599	47,735	50,795	55,948
Actual	58,643	57,898	58,259	56,450	54,047	50,627	48,768	46,357	47,207	49,473	54,018	55,976

Finance Plan Actual

Volumetric Single Family Adjustments

Single Family Residential Tier 2

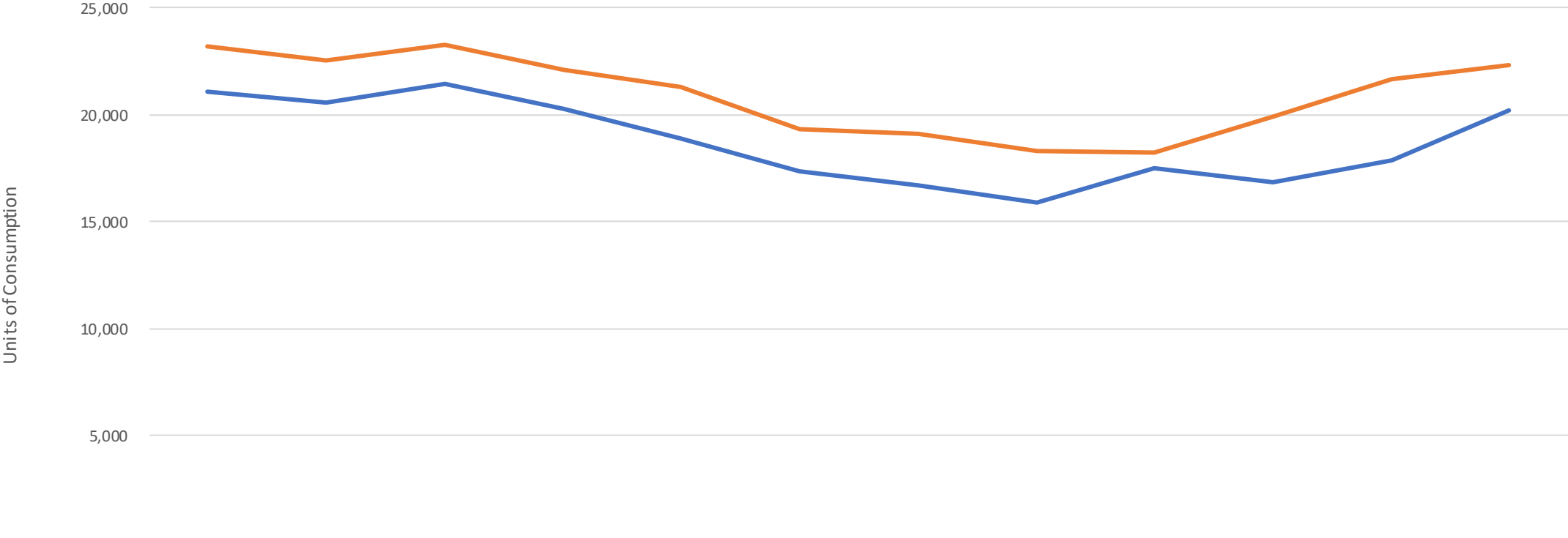


	JULY	AUG	SEP	OCT	NOV	DEC	JAN	FEB	MAR	APR	MAY	JUNE
Finance Plan	26,422	23,240	23,936	20,427	13,988	8,732	9,532	8,593	9,063	8,268	12,363	22,542
Actual	26,017	25,122	24,289	20,678	16,746	10,879	8,616	6,718	7,589	11,015	17,608	21,062

Finance Plan Actual

Volumetric Multifamily Adjustments

Multifamily Residential Tier 1



Units of Consumption

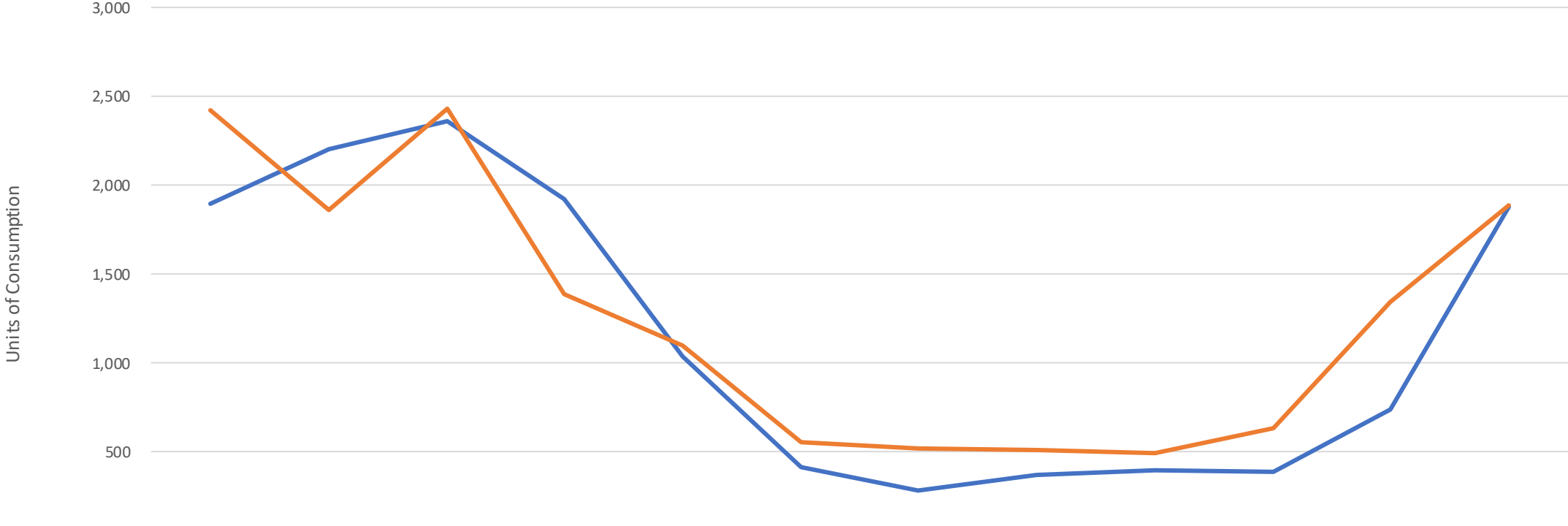
— Finance Plan

— Actual

— Finance Plan — Actual

Volumetric Multifamily Adjustments

Multifamily Residential Tier 2

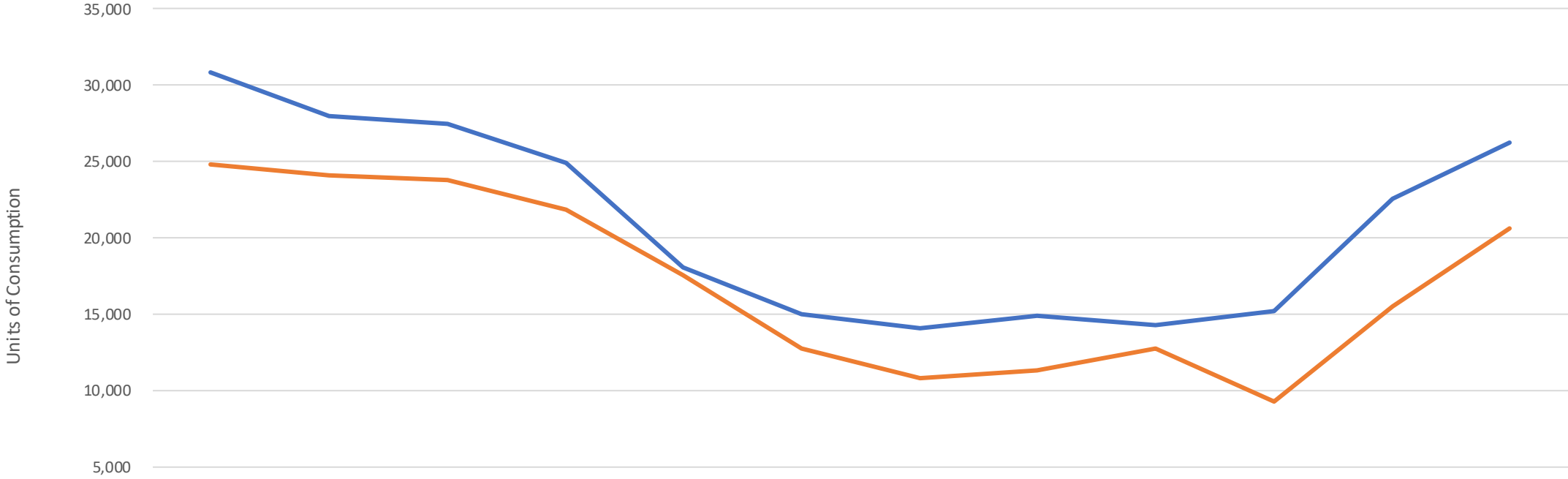


	JULY	AUG	SEP	OCT	NOV	DEC	JAN	FEB	MAR	APR	MAY	JUNE
Finance Plan	1,899	2,207	2,362	1,926	1,041	412	279	373	395	386	743	1,879
Actual	2,420	1,860	2,428	1,385	1,097	559	522	512	493	637	1,348	1,890

Finance Plan Actual

Volumetric Non Residential Adjustments

Non Residential Uniform Rate

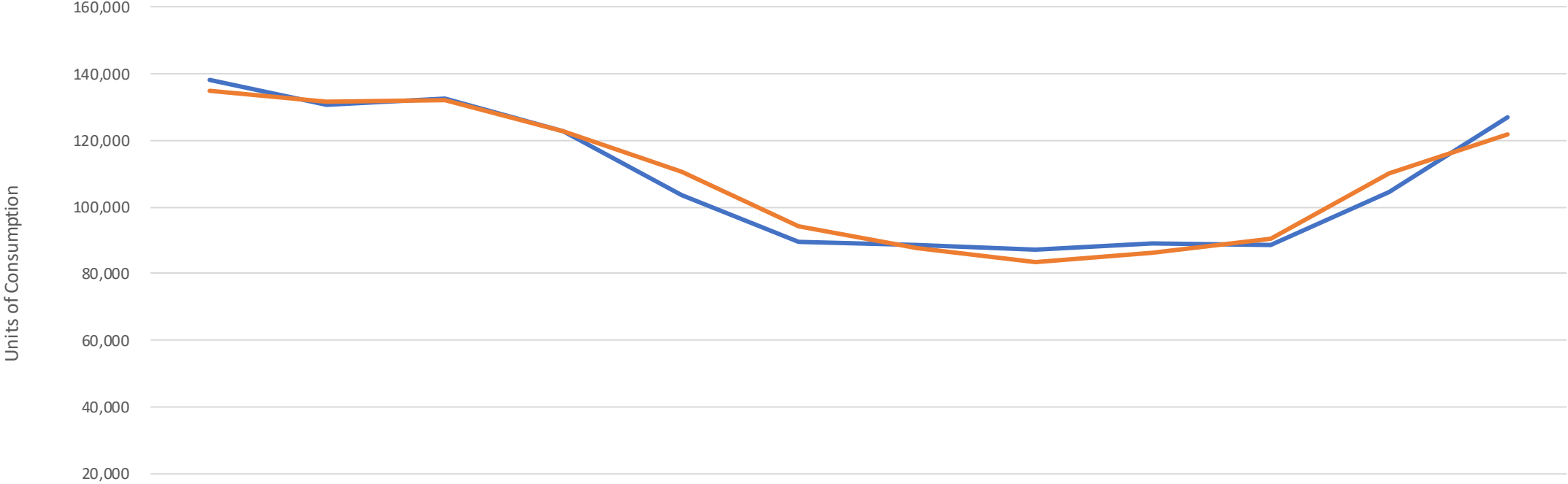


	JULY	AUG	SEP	OCT	NOV	DEC	JAN	FEB	MAR	APR	MAY	JUNE
Finance Plan	30,820	27,971	27,458	24,940	18,093	14,976	14,108	14,875	14,321	15,147	22,532	26,278
Actual	24,854	24,090	23,761	21,895	17,549	12,757	10,805	11,331	12,769	9,295	15,486	20,644

Finance Plan Actual

Volumetric Consumption Adjustments

Total Volumetric Consumption



	JULY	AUG	SEP	OCT	NOV	DEC	JAN	FEB	MAR	APR	MAY	JUNE
Finance Plan	137,986	130,731	132,789	122,954	103,765	89,456	88,826	87,252	88,864	88,389	104,304	126,864
Actual	135,122	131,498	132,031	122,529	110,734	94,185	87,797	83,250	86,286	90,349	110,162	121,932

Finance Plan Actual

Volumetric Revenue is 0.4% Difference

