

VIENNA WOODS MAIN REPLACEMENT

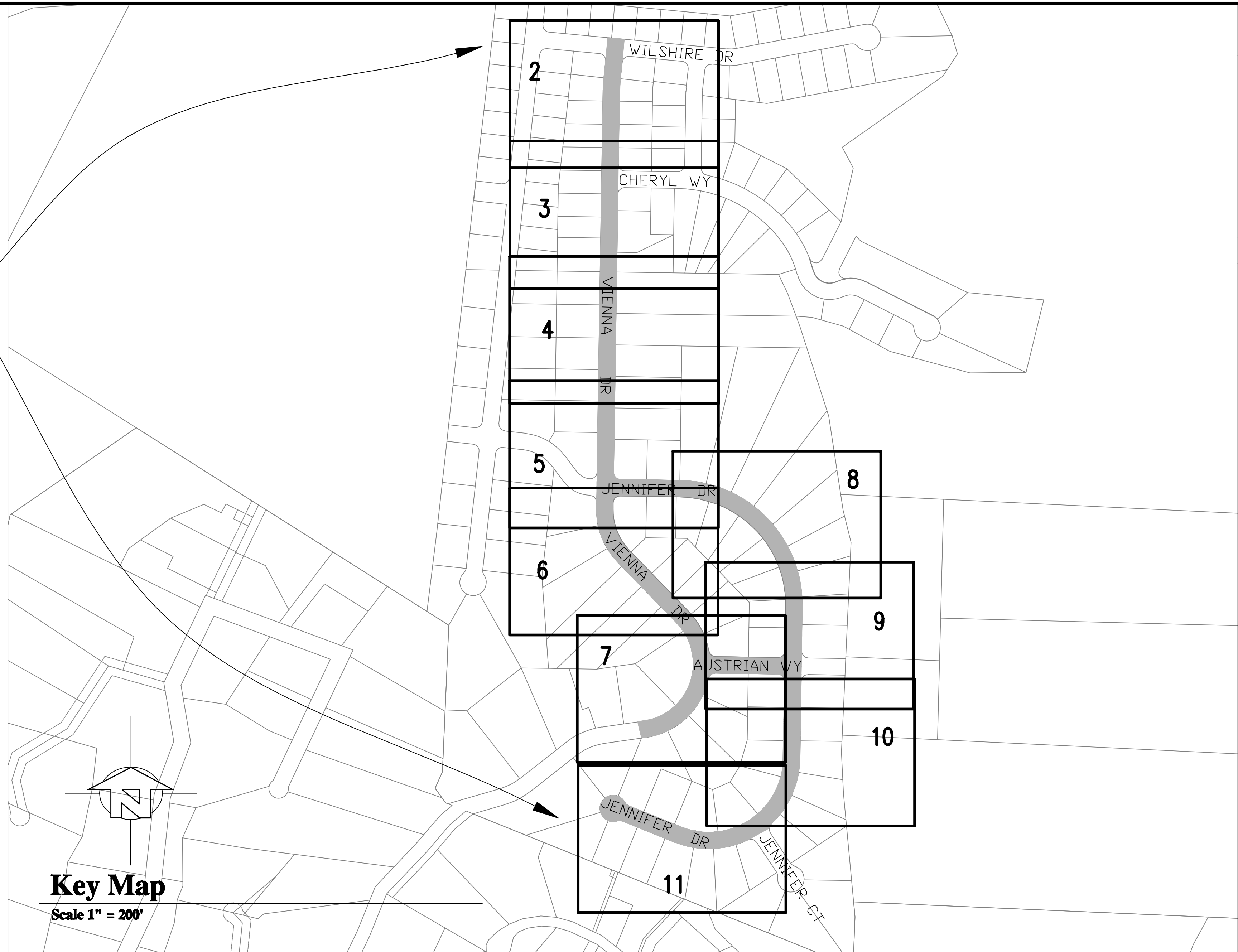
- 2895 ± L.F. 8" WATER MAIN, CL. 200 PVC w/ VALVES & FITTINGS
- 1345 ± L.F. 6" WATER MAIN, CL. 200 PVC w/ VALVES & FITTINGS
- 71-STANDARD DOMESTIC SERVICE REPLACEMENT
- 12-STANDARD DOMESTIC SERVICE RELOCATION
- 1-STANDARD DOMESTIC SERVICE TIE-OVER TO EXISTING WATER MAIN
- 1-SAMPLE STATION REPLACEMENT
- 2-JONES J-3740 FIRE HYDRANT, w/6" LATERAL AND ALL APPURTENANCES
- 2-EXISTING STEAMER FIRE HYDRANT RECONNECTION w/ NEW 6" LATERAL & VALVE
- 1-PERMANENT BLOW-OFF ASSEMBLY
- 8-TIE-IN TO EXISTING WATER MAINS
- 1-HOT TAP TIE-IN TO EXISTING WATER MAINS
- 85,165 ± S.F. TYPE II SLURRY SEAL

ABANDONMENT OF ALL EXISTING MAIN CONNECTION FITTINGS & VALVES, AND OTHER EXISTING ISOLATION VALVES AS RELATED TO MAIN REPLACEMENT

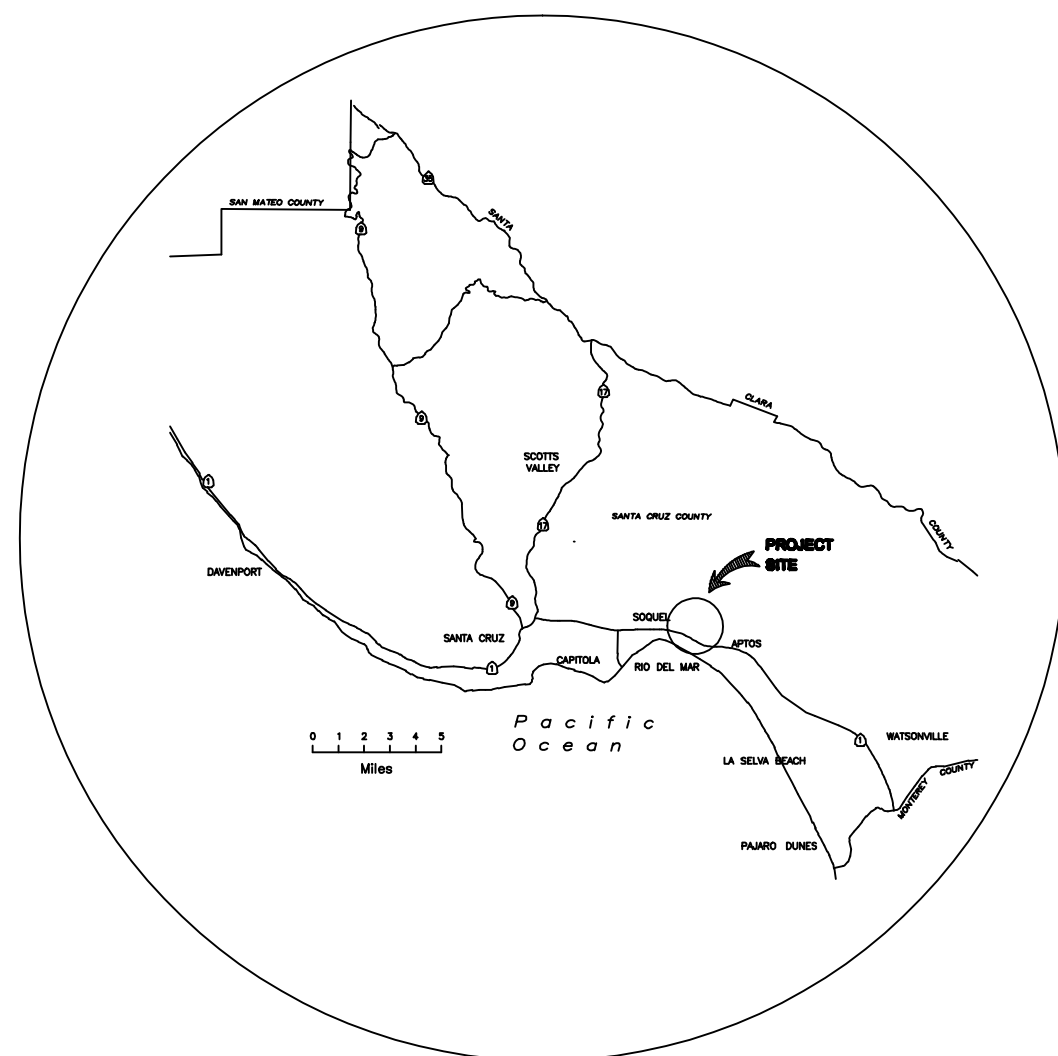
DISINFECTION OF ALL NEW WATER MAINS AND APPURTENANCES

NOTES:

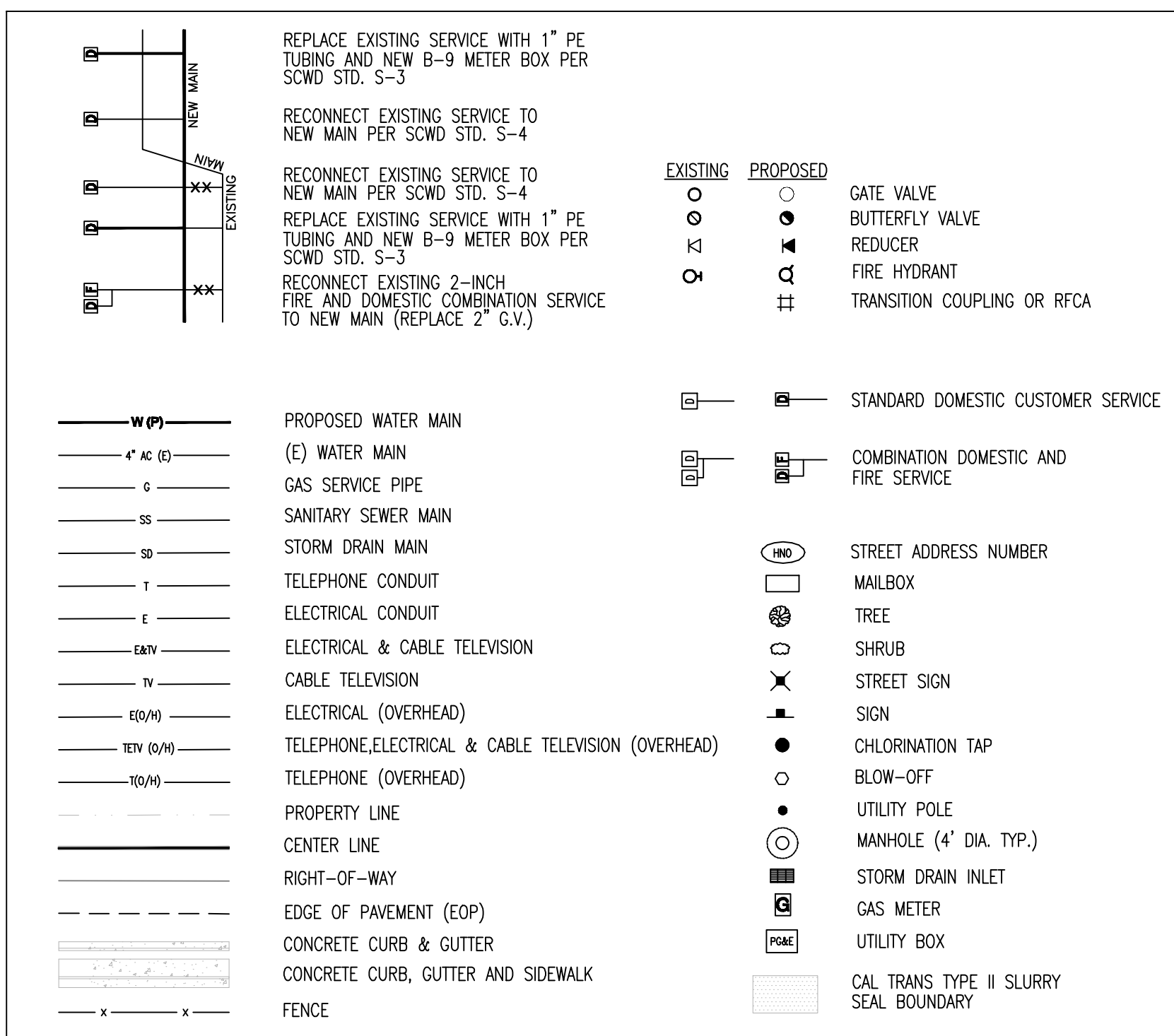
1. THIS IS NOT A BOUNDARY OR TOPOGRAPHIC SURVEY. RIGHT OF WAY AS SHOWN IS COMPILED FROM RECORD DATA AND RECONCILED TO BEST FIT RANDOM FOUND MONUMENTS. LOT LINES ARE GENERATED FROM ASSESSOR'S MAPS.
2. UTILITIES SHOWN ARE BASED ON SURFACE EVIDENCE AND/OR RECORD DRAWING LOCATIONS AS PROVIDED BY AGENCIES. NO POTHOLING OR VERIFICATION OF UNDERGROUND LOCATIONS HAS BEEN PERFORMED. GAS MAINS, TELECOMMUNICATIONS CABLE, AND OTHER UNDERGROUND UTILITIES ARE KNOWN TO BE IN THE VICINITY OF THIS PROJECT. CONTRACTOR SHALL BE RESPONSIBLE FOR HAVING UNDERGROUND FACILITIES LOCATED AND MARKED IN THE FIELD A MINIMUM OF 48 HOURS PRIOR TO START OF CONSTRUCTION. CALL USA AT 800-227-2600.
3. COUNTY OF SANTA CRUZ SANITATION DEPT. DOES NOT LOCATE SEWER LATERALS. CONTRACTOR SHALL BE RESPONSIBLE FOR PROTECTING ALL LATERALS THROUGHOUT PROJECT.
4. CONTRACTOR SHALL BE RESPONSIBLE FOR RESTORING ALL TRAFFIC STRIPING & ROAD MARKINGS - INCLUDING, BUT NOT LIMITED TO, TURN ARROWS, STOP BARS, BIKE LANES, CENTER LINES, ETC.
5. WHERE NEW WATER MAIN CROSSES SEWER LINE, INSTALL PIPE LENGTHS SO THAT NO BELL RESTRAINTS ARE WITHIN FOUR (4) FT. EITHER SIDE OF SEWER.
6. CONTRACTOR TO VERIFY WITH ENGINEER FINAL LOCATION FOR ALL METERS AND MAIN LINE IF DIFFERENT THAN SHOWN ON THESE PLANS. CONTRACTOR SHALL REPLACE ALL METERS WITH DISTRICT SUPPLIED AMR METERS.
7. CONTRACTOR TO ABANDON ALL EXISTING VALVES ON ABANDONED WATER MAINS IN PLACE (UNLESS SHOWN OTHERWISE ON THESE PLANS). REMOVE VALVE BOX AND EXTENSION, BACKFILL AND REPAIR PER SCWD S-14.



Key Map
Scale 1" = 200'



Vicinity Map
Not to Scale



Sheet Index

Cover Sheet	Sheet 1
Vienna Dr. at Wilshire Dr.	Sheet 2
Vienna Dr. at Cheryl Way	Sheet 3
Vienna Dr.	Sheet 4
Vienna Dr. at Jennifer Dr.	Sheet 5
Vienna Dr.	Sheet 6
Vienna Dr. at Austrian Way	Sheet 7
Jennifer Dr.	Sheet 8
Jennifer Dr. at Austrian Way	Sheet 9
Jennifer Dr.	Sheet 10
Jennifer Dr. to end	Sheet 11

WATERWORKS NOTES:

1. ALL WATERWORKS RELATED CONSTRUCTION SHALL BE PERFORMED IN ACCORDANCE WITH THE STANDARD SPECIFICATIONS AND STANDARD PLANS, AND THE DIRECTIONS OF THE CHIEF ENGINEER OF THE SOQUEL CREEK WATER DISTRICT. A COPY OF THE SOQUEL CREEK WATER DISTRICT STANDARD SPECIFICATIONS AND STANDARD PLANS SHALL BE AVAILABLE ON THE JOB SITE AT ALL TIMES. COPIES MAY BE OBTAINED AT THE OFFICES OF THE SOQUEL CREEK WATER DISTRICT, 5180 SOQUEL DRIVE, SOQUEL, CA 95073.
2. THE CONTRACTOR SHALL NOTIFY THE CHIEF ENGINEER OF THE SOQUEL CREEK WATER DISTRICT A MINIMUM OF 2 WORKING DAYS PRIOR TO COMMENCING WORK. THE CONTRACTOR SHALL SCHEDULE ALL INSPECTIONS WITH THE SOQUEL CREEK WATER DISTRICT A MINIMUM OF 24 HOURS IN ADVANCE OF NEEDING SUCH INSPECTION. ONLY AUTHORIZED PERSONNEL OF THE SOQUEL CREEK WATER DISTRICT SHALL OPERATE EXISTING DISTRIBUTION SYSTEM VALVES. SYSTEM SHUTDOWNS FOR THE INTERCONNECTION OF NEW IMPROVEMENTS TO THE EXISTING SYSTEM SHALL BE SCHEDULED WITH THE SOQUEL CREEK WATER DISTRICT A MINIMUM OF 3 WORKING DAYS IN ADVANCE FOR RESIDENTIAL AREAS AND 5 WORKING DAYS IN ADVANCE FOR COMMERCIAL AND INDUSTRIAL AREAS.

No.	Revision/Issue	Date	
4	ISSUED FOR REVIEW	06/26/09	
0	ISSUED FOR CONSTRUCTION	08/04/09	
<p>VIENNA WOODS MAIN REPLACEMENT</p> <p>COVER SHEET</p> <p>APTOS, SANTA CRUZ COUNTY, CALIFORNIA</p> <p>APW: N/A</p> <p style="font-size: small;">C:\01_Proj_Current\09-107\Draw\D-1.dwg 8-06-09 09:58:13 AM corolc</p>			
<p>SOQUEL CREEK WATER DISTRICT</p> <p>PO Box 1550 Capitola, California 95010 Phone Number: (831) 475-8500 Fax Number: (831) 475-4291</p>			
<p>CWO. No. 09-107 DATE: 06/26/09 SCALE: AS NOTED DESIGN BY: CCC DWG. NO. D-09-2176-P</p>			
<p>Certification:</p> <p style="text-align: center;"> </p> <p style="text-align: center;">Jeffery N. Gailey Chief Engineer Engineering Manager</p>			
<p>SHEET: D-1</p>			