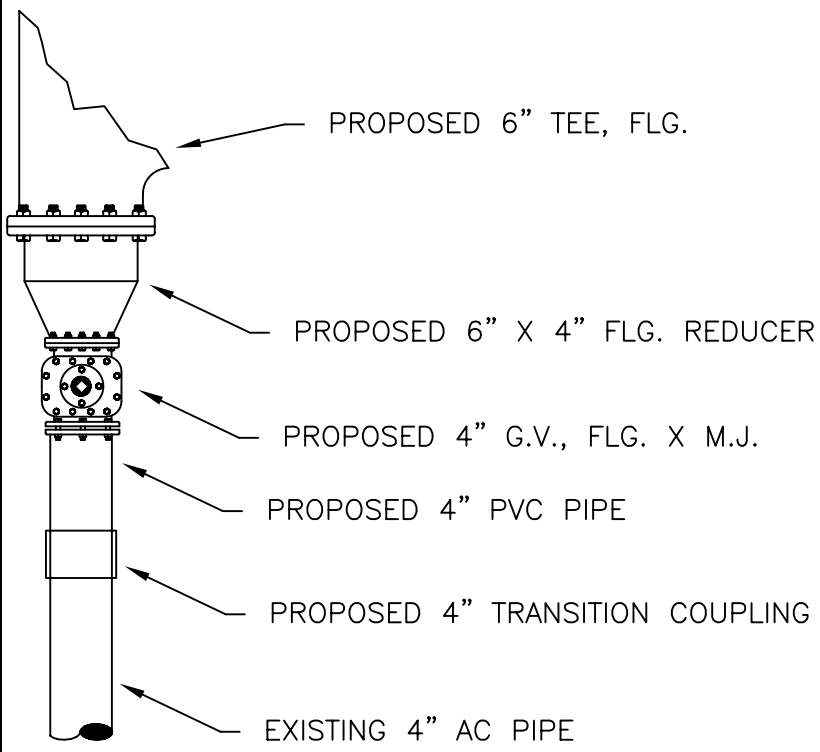


**DETAIL
4" IN-LINE
VALVE INSTALLATION
FOR HYDRANT #2**



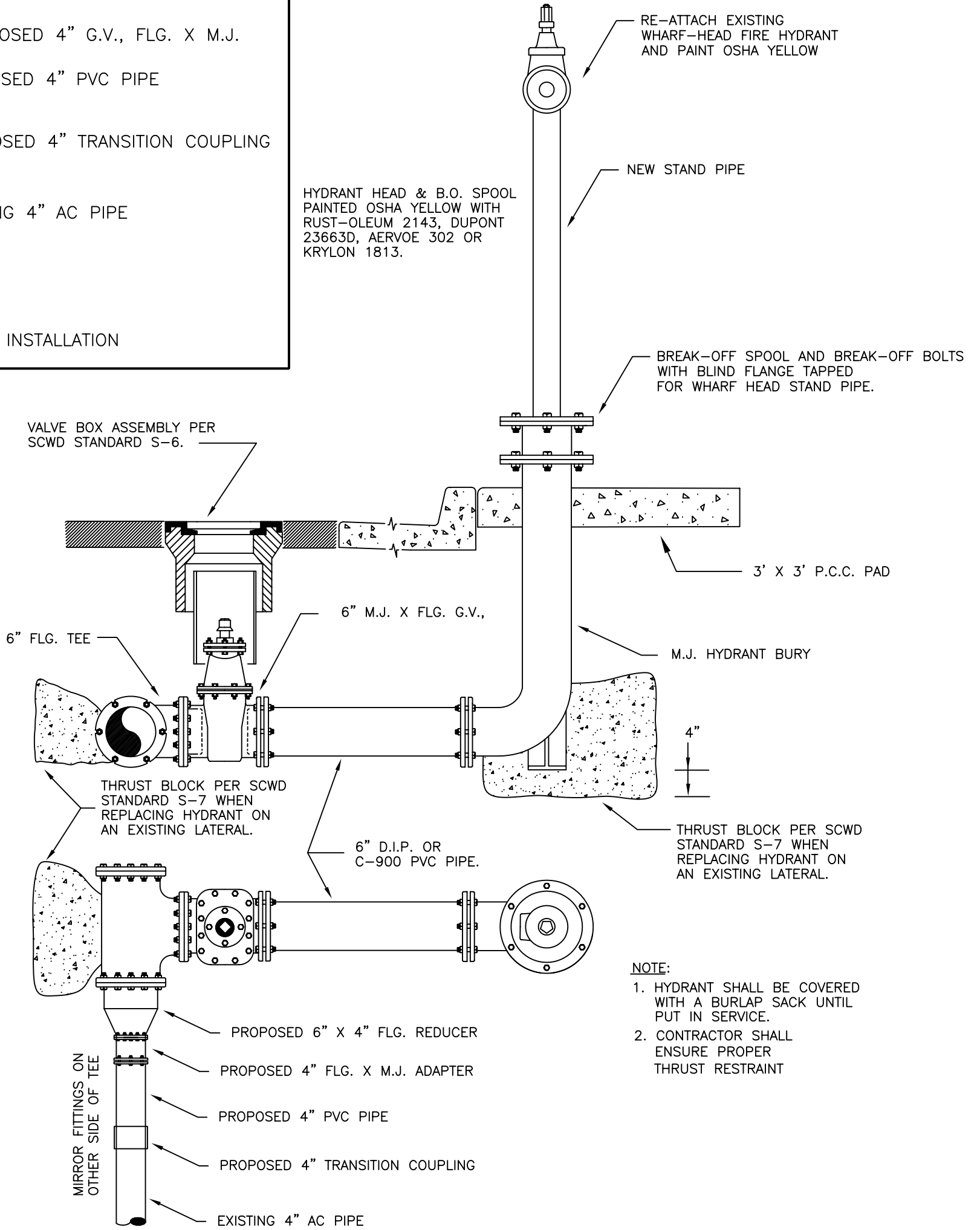
IN-LINE VALVE INSTALLATION

**SOQUEL CREEK WATER DISTRICT
STANDARD SPECIFICATIONS AND
STANDARD PLANS, STD. NO. S-9**

**HYDRANTS #1, 3, & 4
REFER TO STD. NO. S-9**


**HYDRANT #2
REFER TO STD. NO. S-9
AND DETAIL FOR
IN-LINE VALVE.**

HYDRANT HEAD & B.O. SPOOL
PAINTED OSHA YELLOW WITH
RUST-OLEUM 2143, DUPONT
23663D, AERVOE 302 OR
KRYLON 1813.



NOTE:

1. HYDRANT SHALL BE COVERED WITH A BURLAP SACK UNTIL PUT IN SERVICE.
2. CONTRACTOR SHALL ENSURE PROPER THRUST RESTRAINT



Jeffery N. Galey
Chief Engineer
Engineering Manager

SOQUEL CREEK WATER DISTRICT
PO Box 156 Soquel, California 95073
Phone Number: (831) 475-8500
Fax Number: (831) 475-4291

CWO. NO. 03-151
06/03/03
SCALE: AS NOTED
DESIGN BY: CCC
DWG. NO. B-03-2123-H

B-2

REVIEWED BY:
O.&M.
DATE

**OPAL CLIFF WHARF HEAD
VALVE INSTALLATION**

SOQUEL, SANTA CRUZ COUNTY, CALIFORNIA

No.	Revision/Issue	Date
TAD	ISSUED FOR REVIEW	06/16/03
0	ISSUED FOR CONSTRUCTION	XX/XX/XX